

LEARNING RESOURCES

APT10

**The 10th Asia Pacific Triennial
of Contemporary Art**

QAGOMA
LEARNING

THE NATURE OF PLACE

Years 3-6

This resource was developed by QAGOMA Learning in collaboration with Donna Nicholson (2021 QAGOMA Learning Teacher Advisory Group Volunteer).

BEFORE YOUR VISIT

Consider and discuss the following questions as a group:

- ▶ Think about a natural place that is important to you. This could be your backyard, local park or bushland, the beach, or a place at your school. Why is this place important to you?
- ▶ What elements of the natural environment make that place special?

Begin making a collection from that place – this collection can include drawings, photographs or samples of natural materials such as leaves.



QAG
LEARNING

QAG
LEARNING

APT 10

DURING YOUR VISIT

Locate artworks in QAG and GOMA with the [APT10 Learning Exhibition Map](#)

Investigate these focus artworks during your visit. Discuss what processes the artists may have used to create these works.



Hu Yun

*It is not mine to give, nor
yours to take 2021*



Yasmin Smith

*Flooded Red Rose Basin
2021*



Mayur & Tushar Vayeda


*Dhartari: The creation of the
world 2021*

AFTER YOUR VISIT

Reflect and discuss the important of place for the artists and how they used natural elements and pigments in creating their work.

Make a list of the ways that you could artistically represent the natural environment of your chosen place.

Experiment with different techniques and processes.




ART

QAG


ART 10



Observe the marks and traces fallen leaves make on concrete. Create rubbings from wet leaves onto paper.




Draw leaves and create rubbings using crayons.



Spray watercolour and monoprint leaves. Try layering colours for different effects.



Use crayon resist and add watercolour.



Screenprint leaves.

AFTER YOUR VISIT

Use your collection and experiments to tell a story about place.

- Think about the APT10 artworks that you have investigated.
- Look at your collection/evidence and consider how you can tell a visual story of your chosen place.
- Create a collaborative collage, a curated display of experiments, or rework one technique that you experimented with.



FOUNDING SUPPORTER



STRATEGIC PARTNER



PRINCIPAL PARTNER



APT10 KIDS PRINCIPAL BENEFACTOR



MAJOR PARTNERS



TOURISM & MEDIA PARTNERS

GRANTORS



CULTURAL PARTNERS



SUPPORTING PARTNERS

